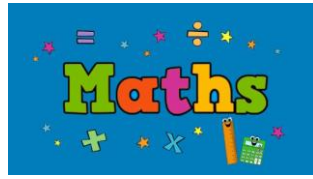




S. D. Public School

Summer Holidays Homework

Class III (Session 2024-25)



Q1. Complete the cross-number puzzle using the given clues:

|          |          |     |          |     |     |     |
|----------|----------|-----|----------|-----|-----|-----|
| a →<br>7 | b ↓<br>2 |     | c →<br>↓ |     | d → |     |
|          |          |     |          |     |     | e ↓ |
|          | f →      | g ↓ |          |     | h → |     |
| i ↓      |          |     |          | j ↓ |     |     |
|          |          | k → |          |     |     |     |

| ACROSS →                         |
|----------------------------------|
| a. Number just before 73.        |
| c. Four hundred twenty-five.     |
| f. Which is smaller: 453 or 393? |
| h. 7 tens.                       |
| k. Place value of 9 in 928.      |










| DOWN ↓                           |
|----------------------------------|
| b. Which is greater: 293 or 273? |
| c. 4 hundreds + 3 ones           |
| d. $500 + 20 + 7$                |
| e. Which is smaller: 601 or 501? |
| g. Greatest 3- digit number.     |
| i. Place value of 8 in 285.      |
| j. 4 tens.                       |

Q2. Fill in the boxes using the digits given below. Each only once to get the greatest sum.

Digits:

$$\begin{array}{r}
 \square \square \\
 + \square \square \\
 \hline
 \text{Sum } \square \square
 \end{array}$$

**Q3. Jignesh can catch only fish to which the answers are 11, 12, 13 and 14. Colour the fish red he can catch.**



**Q4. Write the multiplication fact.**



**MULTIPLICATION FACT**

\_\_\_\_\_ x \_\_\_\_\_ = \_\_\_\_\_



\_\_\_\_\_ x \_\_\_\_\_ = \_\_\_\_\_




\_\_\_\_\_ x \_\_\_\_\_ = \_\_\_\_\_




\_\_\_\_\_ x \_\_\_\_\_ = \_\_\_\_\_

Q5. Colour the water drops that has the correct answer


1.




2.




3.




4.




5.



6.



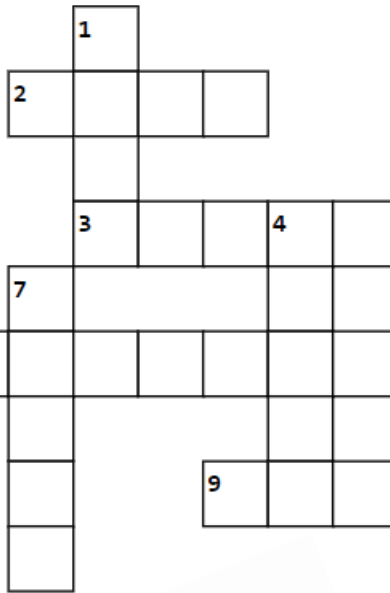
Q6. Observe the length of the given pictures and write their names according to the across and down columns.



8 cm



4 cm



7 cm



2 cm




3 cm



6 cm



3 cm



9 cm



5 cm


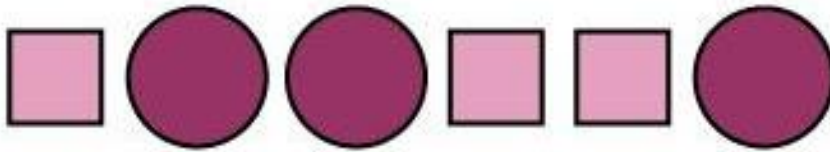

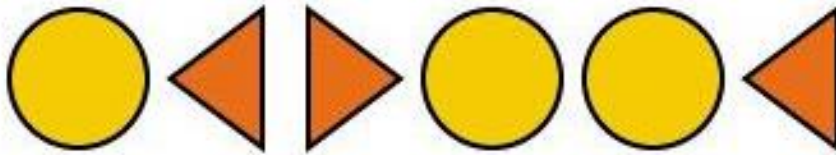
**ACROSS**

- 2. 4cm
- 3. 7cm
- 8. 9cm
- 9. 6cm

**DOWN**

- 1. 5cm
- 4. 8cm
- 5. 3cm
- 6. 2cm
- 7. 3cm

Q7. Sonu has drawn some patterns in his notebook. Continue them.



Q8. Find the days of a week in the word search and colour them as instructed.

The day starting with letter

M – Yellow 

T – Red 

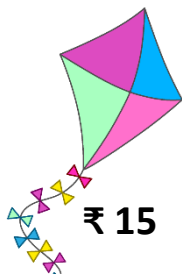
W – Green 

F – Orange 

S – Blue 

|   |   |   |   |   |   |   |   |   |
|---|---|---|---|---|---|---|---|---|
| M | W | A | S | T | B | C | D | E |
| O | E | F | A | H | G | H | I | S |
| N | D | J | T | U | K | F | L | U |
| D | N | M | U | R | N | R | O | N |
| A | E | P | R | S | Q | I | R | D |
| Y | S | S | D | D | T | D | U | A |
| V | D | W | A | A | X | A | Y | Y |
| Z | A | A | Y | Y | B | Y | C | D |
| E | Y | T | U | E | S | D | A | Y |

Q9. Raj got ₹500 on his birthday from his grandfather.



₹ 15



₹ 150



₹ 250



₹ 50

Raj spent the money to buy the following items:

2 kites cost \_\_\_\_\_

1 ball costs \_\_\_\_\_

1 pencil box costs \_\_\_\_\_

1 cap costs \_\_\_\_\_

Amount paid to the shopkeeper = ₹ 500

Amount spent = \_\_\_\_\_

Amount left with Raj = \_\_\_\_\_

Now, think and answer the following questions:

(a) With the leftover money can Raj buy anything else from the given list?

Tick (✓) the correct answer.

Yes/ No

(b) If so, will there be any money left with him after buying it?

Tick (✓) the correct answer.

Yes/ No

(c) How much money will be left with him? \_\_\_\_\_

(d) Which bank issues coins and notes in India? \_\_\_\_\_

(e) Who's picture is printed on the notes? \_\_\_\_\_

## Project Work

### TASK 1: (Roll no 1-10) (Do this beautifully on an A-4 sized sheet)


Here is the list of some cities of our country to find out their distance in km from New Delhi and fill the table. Then answer the questions that follow.

| <u>Name of the City</u> | <u>Approx. Distance from New Delhi (in km)</u> | <u>State</u>   |
|-------------------------|--|----------------|
| Agra                    |  | Uttar Pradesh  |
| Chandigarh              |  | Chandigarh     |
| Thiruvananthapuram      |  | Kerala         |
| Ranchi                  |  | Jharkhand      |
| Panaji                  |  | Goa            |
| Bhopal                  |  | Madhya Pradesh |

- Arrange their distance from Delhi in ascending order using appropriate sign.
- Which is further: Panaji or Ranchi ?
- Name the cities having distances in odd number.
- Write the predecessor of the distance of Thiruvananthapuram.

### TASK 2: (Roll no 11-20) (Do this beautifully on an A-4 sized sheet)

Create patterns using thumb impressions and decorate the following figure.



**TASK 3: (Roll no 21-30) (Do this beautifully on an A-4 sized sheet)**

Take the help of your parent to note the ingredients to make 4 cups of tea.

a) Can you write the amount of ingredients you will need if you want to make 2 cups of tea?  
(Hint: Just take half of all ingredients)

b) What would the recipe be if you wanted to make just 1 cup?

**TASK 4: (Roll no 31 onwards) (Do this beautifully on an A-4 sized sheet)**

Complete the table by observing the following things in your home:

|                     | Name of the Shape | 2 D/ 3 D Shape |
|---------------------|-------------------|----------------|
| 1. Window           |                   |                |
| 2. 100 – rupee note |                   |                |
| 3. Envelope         |                   |                |
| 4. Cornflakes box   |                   |                |

**TASK 5 (Compulsory For all)**

Observe the picture of traditional house of Andaman and Nicobar Islands given below. Cut the picture. Paste it on an A- 4 sized coloured sheet of paper. Explain the geometrical shapes observed by you in it. Present your work beautifully in the form of following table.

| Name of the Shape observed | Drawing of the shape observed | Real life examples of that shape | Picture of any one example of that shape |
|----------------------------|-------------------------------|----------------------------------|--|
|                            |                               |                                  |  |
|                            |                               |                                  |  |
|                            |                               |                                  |  |







**Q- Read the passage given below and answers the following questions.**

**“Pranayam is control and extension of the breath. By practicing it, we can reduce our breathing rate. Reduced breathing rate has a lot of benefits.**



**It slows down heart rate, reduces blood pressure and relaxes body and mind. Pranayam increases our life expectancy. Pranayam should be done on an empty stomach preferably in the morning. You can also do it in the evening but there should be a gap of four hours after the last meal.**

**Q-1. What is pranayam?**

---

**Q-2. What are the benefits of reduced breathing rate?**

---

---

**Q-3. How should be Pranayam be done?**

---

**Q-4. When should we do Pranayam?**

---

---

**Q- Rewrite the groups of words to make sentences. Use capital letters and full stops correctly.**

**a) books good read I- \_\_\_\_\_**

**b) night sleep I early- \_\_\_\_\_**

**c) favourite flower my roses is the - \_\_\_\_\_**

**d) father, doctor is my a- \_\_\_\_\_**

**Q- Read the following sentences and identify the common, proper & collective nouns.**

a) I gave my book to Riya to read.

b) The Taj Mahal in India is very beautiful.



c) The boy ran to his mother.

d) This milk taste is sour.

e) Rose is a beautiful girl.



f) The captain guided the team to play better.

g) The flock of sheep was grazing in the fields.



h) A swarm of bees flew into the garden.

**Q- Decide whether these nouns are countable (C) or uncountable (U).**

a) The children are playing in the garden.

b) I don't like milk.

c) Scientist says that the environment is threatened by the pollution.

c) My mother uses butter to prepare cakes.

d) We need some glue to fix this vase.

e) Drivers must be careful, the road is slippery.



### **PROJECT WORK**

**TASK-1: Give a brief introduction about (food) Andaman and Nicobar Islands and paste its pictures also. (Do this in A4 size sheets and keep it in one folder)**

**TASK-2: Write a short paragraph on any famous personality of Andaman and Nicobar Island and paste the picture also. (Do this in A4 size coloured sheet)**

**TASK-3: Write ten adjective words in the English language and also translate in your native language. (A4- Size coloured sheet)**

**TASK-4: To enhance your reading skills read at least 1 moral story of your choice.**



**PICTORIAL WORDBOOK- Good vocabulary is required for speaking and writing on any language. Make your own dictionary in a beautiful way writing 2 words from each alphabet with their meaning and paste pictures. (Do it in a scrapbook).**

**NOTE: - Read the books from CBSE reading app. Download from the play store.**

# हिंदी

1. अंडमान निकोबार की भाषा का नाम, राजधानी तथा वहाँ के ऐतिहासिक स्थलों के चित्र चिपकाकर उनके बारे में तीन-तीन वाक्य लिखिए।(स्क्रेप बुक में करिए)
2. हिंदी समाचार पत्र में से एक गद्यांश काटकर अपनी कॉपी में चिपकाकर उसमें आए संज्ञा शब्दों को छाँट कर अपनी कॉपी में लिखिए।
3. 10 सुलेख लिखिए।
4. पढ़ाए गए पाठों की पुनरावृत्ति।
5. अपनी हिंदी की कॉपी में कोई दो चित्र चिपकाकर उन पर कहानी लिखिए।
6. पर्यावरण संरक्षण से संबंधित स्लोगन लिखिए तथा उसका चित्र बनाइए।(A3 शीट)
7. हिन्दी की अपनी पसंद की कहानियाँ पढ़िए तथा उस कहानियों में आए कठिन शब्दों के अर्थ लिखकर एक शब्दकोश तैयार कीजिए। (5-7 A4 शीट्स)

**UT-1 का पाठ्यक्रम**

**पाठ- 2 ( संपूर्ण )**

**पाठ - 1 ( मौखिक )**

**व्याकरण- पाठ -1, 2 3 , अपठित गद्यांश, चित्र वर्णन**



### **Task-I** (To be done by all students)

Insects are the only invertebrates (animals without backbones) with wings. Use fallen dry leaves and create any five insects. Also write their names in English well as in Hindi. (To be done on A-4 sized sheet)



as

Refer to the link for ideas:

<https://www.instagram.com/reel/C3QjatqOm5V/?igsh=YXVqZGVjZ29tcHM=>

### **Task-II** (To be done according to your roll no)

Collect the information and present it on an A-4 sheet folded in three parts about plants:

- R.No 1-19
- Parts of a plant
  - What do plants need to grow
  - Any two facts about plants



Refer to the link for ideas:

<https://www.instagram.com/reel/C5xGAs9sfj0/?igsh=MzluMXE0dTIImZzc0>

Collect the information and present it on an A-4 sheet folded in three parts about eating habits of animals: (Refer to Pg no.55 of your EVS book)

- R.No 20 onwards
- Herbivores
  - Carnivores
  - Omnivores



### **Task-III**

- Revise all the work done so far in book and notebook. Make reading your regular habit.
- Watch educational programs on television: National Geographic Channel etc.
- Make any one decorative item using waste material. (bottle caps, used boxes, CDs etc)

Explore the links given below:-

Link for Life Skills-

<https://youtu.be/Dg7e4Mh6oVU>

<https://youtu.be/qjlgCxRWIN8>

Link for increasing Mental Ability-

<https://youtu.be/sPRpVL58IKE>

<https://youtu.be/pCpiteBel8E>

### **Build your impact profile**

'Do good work to make our world a better place to live in.' Click yourself doing good work (Planting trees, caring street animals, feeding birds, recycling waste, awaring others about SDG etc...) and upload it on Go Sharpener Platform – The School Student network

# LET'S EXPLORE LAKSHADWEEP



Wear your thinking glasses and find out some important information about one of the Union Territory of India – LAKSHADWEEP

Q1. What were the Lakshadweep Islands previously known as?

Ans1. \_\_\_\_\_

Q2. What is the capital of Lakshadweep?

Ans2. \_\_\_\_\_

Q3. In which water body is Lakshadweep located?


Ans3. \_\_\_\_\_

Q4. How many islands are there in Lakshadweep?

Ans4. \_\_\_\_\_

Q5. Which language is spoken in Lakshadweep?

Ans5. \_\_\_\_\_



NAME- \_\_\_\_\_



**Complete the sentences using the help box.**

NAME: - \_\_\_\_\_

CLASS: - \_\_\_\_\_

1. When you go to amusement parks with lots of people, always

\_\_\_\_\_ with your family.

2. When you go to school, \_\_\_\_\_

3. If a stranger asks you personal questions, \_\_\_\_\_

4. If you are eating something, \_\_\_\_\_

5. When you go for swimming, \_\_\_\_\_

6. When you are playing near a street, \_\_\_\_\_

7. If somebody wants to touch you, remember that

\_\_\_\_\_.

8. When you are making something, \_\_\_\_\_

9. When you are playing near a street, \_\_\_\_\_

10. When you walk around town, \_\_\_\_\_

11. If a secret is scary, \_\_\_\_\_

12. If you get into a vehicle, \_\_\_\_\_

13. If you don't want to cut yourself, \_\_\_\_\_

**HELP BOX**

**Avoid sharp objects and broken glass/ handle with care/  
know your Emergency phone numbers/ stay together/  
don't dash into the street/ obey Street signs and safety  
rules/ no one should touch your private parts/ swim with  
partner/ buckle up/ keep your name and address private /  
don't eat and run/ walk with a friend/ tell a trusted adult**

# Holidays Homework

## Art & Craft

### CLASS 3

1 Complete the following pages of your Art book.

| TITLE   | PG NO |
|---|-------|
| <input type="radio"/> PEACOCK (CRAFT)                             | 12    |
| <input type="radio"/> POPSICLE STICK WALL<br>(WALL HANGING CRAFT) | 23    |
| <input type="radio"/> FISH (CRAFT)                                | 28    |
| <input type="radio"/> LEAVES (TYPOGRAPHY COLOURING)               | 31    |
| <input type="radio"/> LEAFY TREE (CRAFT)                          | 34    |

2

MAKE A BIRD HOUSE OR BIRD FEEDER  
AND DECORATE IT WITH MATERIAL  
AVAILABLE IN YOUR SURROUNDINGS

( pictures are just for references)





- 1) **Create a picture on MS Paint on input output and processing devices. Take out print of the same.**
- 2) **Practice worksheet 1 given on Page No.-17 of your computer book.**